



HAL
open science

Intermittency of Velocity Time Increments in Turbulence

Laurent Chevillard, Stéphane G. Roux, Emmanuel Lévêque, Nicolas Mordant,
Jean-François Pinton, Alain Arnéodo

► **To cite this version:**

Laurent Chevillard, Stéphane G. Roux, Emmanuel Lévêque, Nicolas Mordant, Jean-François Pinton, et al.. Intermittency of Velocity Time Increments in Turbulence. *Physical Review Letters*, 2005, 95 (1), pp.064501. ensl-00180594

HAL Id: ensl-00180594

<https://ens-lyon.hal.science/ensl-00180594>

Submitted on 19 Oct 2007

HAL is a multi-disciplinary open access archive for the deposit and dissemination of scientific research documents, whether they are published or not. The documents may come from teaching and research institutions in France or abroad, or from public or private research centers.

L'archive ouverte pluridisciplinaire **HAL**, est destinée au dépôt et à la diffusion de documents scientifiques de niveau recherche, publiés ou non, émanant des établissements d'enseignement et de recherche français ou étrangers, des laboratoires publics ou privés.

Intermittency of Velocity Time Increments in Turbulence

L. Chevillard, S. G. Roux, E. Lévêque, N. Mordant,* J.-F. Pinton, and A. Arnéodo

Laboratoire de Physique, CNRS & École Normale Supérieure de Lyon, 46 allée d'Italie, F-69007 Lyon, France

(Received 23 December 2004; published 5 August 2005)

We analyze the statistics of turbulent velocity fluctuations in the time domain. Three cases are computed numerically and compared: (i) the time traces of Lagrangian fluid particles in a (3D) turbulent flow (referred to as the *dynamic* case); (ii) the time evolution of tracers advected by a frozen turbulent field (the *static* case); (iii) the evolution in time of the velocity recorded at a fixed location in an evolving Eulerian velocity field, as it would be measured by a local probe (referred to as the *virtual probe* case). We observe that the static case and the virtual probe cases share many properties with Eulerian velocity statistics. The dynamic (Lagrangian) case is clearly different; it bears the signature of the global dynamics of the flow.

DOI: [10.1103/PhysRevLett.95.064501](https://doi.org/10.1103/PhysRevLett.95.064501)

PACS numbers: 47.27.Gs, 02.50.Ey, 47.53.+n

One of the distinctive feature of turbulence is the development of an extremely high fluctuation level at small scales. The probability density functions of velocity increments are stretched at small scales, while they are almost Gaussian at large scale where energy is fed into the flow [1]. This evolution is traditionally referred to as “intermittency” in turbulence studies. Numerous studies have been devoted to the study of intermittency in the spatial domain, analyzing velocity differences between two points separated by a variable distance \mathbf{r} . For instance, it is now well established that when the velocity increments are computed along the distance \mathbf{r} , the *longitudinal* velocity increments are skewed and the structure functions have universal relative scaling exponents in the inertial range [2–4], related to the graininess of the dissipation. When the increments are related to changes in the velocity component perpendicular to the distance \mathbf{r} , the corresponding *transverse* structure functions display a different scaling, related to the spatial distribution of vorticity [5]. In contrast, there have been much fewer studies of intermittency in the time domain, i.e., related to changes *in time* of the velocity field. Two cases are of particular importance: the Lagrangian one, which pertains to the fluctuations in time of the velocity of marked fluid particles, and the Eulerian one, where one considers the variations in time of the velocity measured at a fixed location in the flow. We consider of course the case where turbulence develops in the absence of a mean flow; otherwise Taylor’s hypothesis trivially reduces the second case to a spatial measurement [6]. Eulerian time fluctuations are different because one expects, after Tennekes’s original suggestion [7], that *sweeping* (the random advection by large-scale motion) plays an important role. In practice, Eulerian intermittency in time is relevant for stationary bodies exposed to turbulent flow conditions (atmospheric ones, for instance). Lagrangian intermittency, on the other hand, has strong implications for processes such as mixing [8], combustion [9], or cloud formation [10]. Lagrangian data have recently been made available in numerical simulations [11,12] and experimental measurements [13–15]. One rather unex-

pected feature is the observation of long-time correlations in the Lagrangian dynamics [16]. It has been incorporated in recent stochastic models of Lagrangian acceleration [17,18]; see also [19] for a recent review. However, the full modelization of Lagrangian velocity fluctuations is still in progress. Lagrangian statistics is often computed from the advection of particles in a frozen Eulerian field (to minimize computing overhead). We have thus decided to compare this pseudo-Lagrangian statistics to that of pure Lagrangian and Eulerian time fluctuations.

We study the problem numerically. First, we compute the velocity changes of fluid particles that are advected by a frozen 3D Eulerian velocity field; that is, we consider a single snapshot of a converged turbulent flow, and use it to advect fluid particles in this frozen Eulerian field—we call this the static case. Then, we compute the velocity variations of true Lagrangian particles, a situation in which the Eulerian flow is also evolved in time according to the Navier-Stokes equations—this case is called the dynamic case. Finally, we record the time evolution of the Eulerian velocity at fixed locations of the computation domain, as it would be measured by virtual velocity probes. We then perform a comparative study of the intermittency characteristics of the three velocity time signals. We show that the statistics of time velocity increments depends on the situation considered: the static case and the virtual probes display intermittency features that are reminiscent of Eulerian velocity statistics; the former has multifractal spectra identical to the ones measured for 3D Eulerian turbulence [20], while the latter coincides with traditional longitudinal Eulerian velocity increments statistics [1]. The dynamic case, which is a true Lagrangian measurement, displays significantly more intermittent features.

The Navier-Stokes equations are integrated in a 256^3 cubic domain of size 2π by a parallel distributed memory pseudospectral solver, using a second-order (in time) leap-frog scheme. The large-scale kinetic-energy forcing is adjusted at each time step by scaling the amplitudes of modes $1.5 \leq k < 2.5$ uniformly (phases are left to fluctuate freely), so as to compensate exactly the losses due to

eddy dissipation in the kinetic-energy budget [21]. The Reynolds number based on the Taylor microscale is $R_\lambda = 140$. The velocity root mean square is 0.1214 m/s, the mean dissipation rate is $\epsilon = 0.0011 \text{ m}^2/\text{s}^3$, and the kinematic viscosity is $\nu = 1.5 \times 10^{-4} \text{ m}^2/\text{s}$. The particles trajectories are resolved in time by a second-order Runge-Kutta scheme, and interpolated using cubic spline functions. In the dynamic case, a set of 10 000 particles, uniformly distributed in the cube at initial time, is followed for a duration of approximately $7T_L$. Here, as in [22], T_L is defined for each signal as the time scale above which the velocity statistics is Gaussian (the second-order cumulant has reached the Gaussian value $\pi^2/8$). For the static case, 10 000 trajectories have been integrated over approximately $3T_L$. Finally, 32 768 virtual probes have been used to get the time variation of the Eulerian field at a fixed location; in this case, the records are $10 T_L$ long. We label $v_{D,i}(t)$ the Lagrangian velocity of one component (in Cartesian coordinates) of particle number i in the 3D Eulerian time-evolving flow (dynamic case), $v_{S,i}(t)$ one component of the velocity advected by the static Eulerian flow (static case), and $v_{T,i}(t)$ the time evolution of one component of an Eulerian velocity probe.

In Fig. 1 we show the power spectral densities $\langle |\hat{v}_S(\omega)|^2 \rangle$, $\langle |\hat{v}_D(\omega)|^2 \rangle$, and $\langle |\hat{v}_T(\omega)|^2 \rangle$ vs ωT_L in a logarithmic representation, where \hat{v} means Fourier transform of v , for the static and dynamic cases (averaged over the number of tracked particles) and for the virtual fixed probes (averaged over the number of probes). One observes for all cases a scaling behavior on a small range of scales. We show in the inset the values of the corresponding power law exponent determined from the local logarithmic slope of the spectra. The dynamic Lagrangian velocity spectrum has an ω^{-2} inertial range spectrum, as

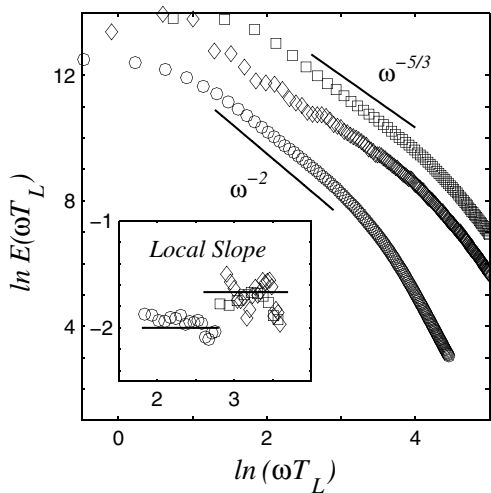


FIG. 1. Power spectral density $E(\omega T_L)$ of one component of the velocity of tracer particles in the static (\square) and dynamic (\circ) cases, and for the virtual Eulerian probes (\diamond). Spectra have been shifted vertically for clarity. The local slopes of these spectra are plotted in the inset.

expected from Kolmogorov similarity arguments [23] and in agreement with previous experimental and numerical observations [15]. The spectrum of the time variation of the Eulerian velocity field (as recorded by the virtual probes) shows a clear $-5/3$ scaling exponent, characteristic of Eulerian data [1]. This is in good agreement with Tennekes's sweeping argument [7,24]: the characteristic velocity fluctuations at scale ℓ are the standard deviation of the flow velocity $v_{\text{rms}} = \sqrt{\langle |v_S|^2 \rangle}$ rather than the Kolmogorov one $v_\ell = (\epsilon \ell)^{1/3}$. As a result, a time-scale increment τ corresponds to a length $\ell = v_{\text{rms}} \tau$, so that the scaling of the increments is in fact Eulerian. In addition, this effect produces a larger inertial range because the dissipative time scale is $T_L R_\lambda^{-3/2}$ for the Eulerian time data, while it is $T_L R_\lambda^{-1}$ for the dynamic Lagrangian data. Figure 1 then shows that the data in the static case also follow a $-5/3$ scaling law, closer to the Eulerian behavior than to the Lagrangian one. This result has also been found in a similar study using kinematic simulations of turbulence [25], a situation in which the Eulerian velocity field is monofractal, i.e., not intermittent. Let us mention that since inertial range statistics are likely to be independent on the Reynolds number, we consider the behavior of our estimators in the inertial range (i.e., power spectra in Fig. 1 and cumulants of magnitude in Fig. 2) as characteristics of fully developed turbulence—despite the moderate Reynolds number value of our direct numerical simulation ($R_\lambda \approx 140$).

We now seek to quantify the intermittency features. This is usually done via the analysis of the scaling behavior of velocity structure functions [1] $S(p, \tau) = \langle |\delta_\tau v|^p \rangle = \langle |v(t + \tau) - v(t)|^p \rangle \sim \tau^{\zeta_p}$, where the average is computed over all accessible times t and over all recorded time series. Note that we use the absolute value of velocity increments in the definition of the structure functions since the statistics that are studied are symmetric under the transformation $\delta_\tau v \rightarrow -\delta_\tau v$: velocity increment statistics are not skewed. However, as advocated in [26] for Eulerian velocity data analysis, the magnitude cumulant analysis provides a more reliable alternative to the structure function method. The relationship between the moments of $|\delta_\tau v|$ and the cumulants $C_n(\tau)$ of $\ln|\delta_\tau v|$ reads

$$\langle |\delta_\tau v|^p \rangle = \exp\left(\sum_{n=1}^{\infty} C_n(\tau) \frac{p^n}{n!}\right). \quad (1)$$

Previous studies [15,16,22] have shown that intermittency is suitably described for small p using a log-normal statistical framework corresponding to a quadratic ζ_p spectrum:

$$\zeta_p = c_1 p - c_2 \frac{p^2}{2}, \quad (2)$$

where the parameters c_1 and c_2 can be extracted from the time-scale behavior of the first two cumulants $C_1(\tau)$ and $C_2(\tau)$. In Eulerian context, the analysis of longitudinal velocity increments in the inertial range has shown that $C_2^E(\ell) = -c_2^E \ln(\ell/L)$, where ℓ is a spatial scale and L the

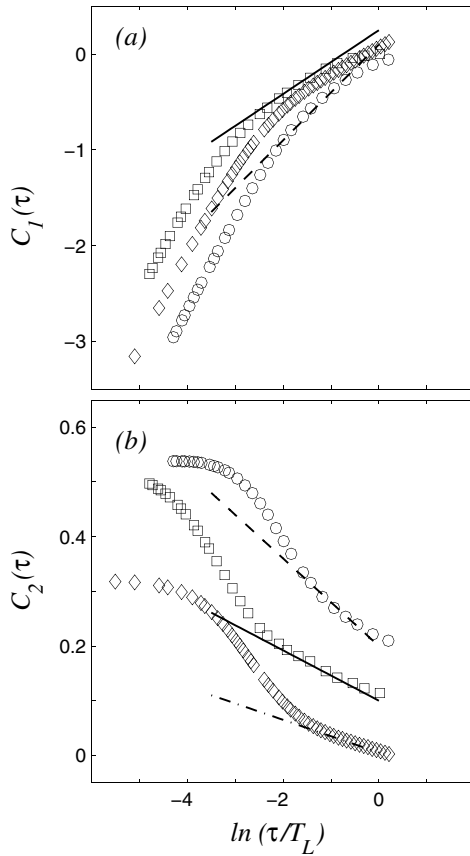


FIG. 2. Cumulants of velocity magnitude for the static (\square) and dynamic (\circ) cases, and for the virtual Eulerian probes (\diamond). (a) $C_1^{S,D,T}(\tau)$ vs $\ln(\tau/T_L)$; the solid and dashed lines correspond to the slopes $c_1^{S,T} = 1/3$ and $c_1^D = 1/2$, respectively; for the sake of clarity, we have subtracted $\langle \ln|\delta_{T_L} v| \rangle$. (b) $C_2^{S,D,T}(\tau)$ vs $\ln(\tau/T_L)$; the solid, dash-dotted, and dashed lines correspond to the slopes $c_2^S = 0.046$, $c_2^T = 0.03$, and $c_2^D = 0.08$, respectively; we have subtracted $\text{Var}[\ln|\delta_{T_L} v|] = \pi^2/8$ and also shifted the upper curves by 0.1 and 0.2 for clarity.

decorrelation length, with a universal intermittency coefficient $c_2^E \approx 0.025$ [4,26].

We report in Fig. 2 the results of a comparative analysis of the cumulants $C_1^{S,D,T}(\tau)$ and $C_2^{S,D,T}(\tau)$. The profile of $C_1^D(\tau)$ as a function of $\ln(\tau/T_L)$ is significantly curved, a feature that has also been observed in experimental data of Lagrangian velocity structure functions [15]. This departure from scaling is a signature of (i) the pollution of the inertial range by dissipative (finite Reynolds number) effects as studied in [22] and (ii) the nonuniversal and/or anisotropic behavior of the turbulent flow at scales of the order of the integral time scale T_L . In Fig. 2(a), we have indicated by a dashed line the scaling behavior $C_1^D(\tau) = c_1^D \ln(\tau/T_L)$, with $c_1^D = \langle h \rangle \approx 1/2$ corresponding to a $(\omega T_L)^{-2}$ scaling region in the power spectrum (we recall that $h \approx 1/2$ corresponds to the most probable velocity scaling exponent in a multifractal analysis of Lagrangian intermittency [16,22]). In contrast, the first order cumulant for the static case and for the Eulerian velocity time vari-

ations is better represented by $C_1^{S,T}(\tau) = c_1^{S,T} \ln(\tau/T_L)$, with $c_1^{S,T} = \langle h \rangle \approx 1/3$, as indicated by the solid line in Fig. 2(a). Again, this value is consistent with the $(\omega T_L)^{-5/3}$ power spectrum behavior observed in Fig. 1. As it is also the case for Eulerian fields [4,26], the second-order cumulants [Fig. 2(b)] has a logarithmic behavior in the inertial range, $C_2^{S,D,T}(\tau) = -c_2^{S,D,T} \ln(\tau/T_L)$. In the dynamic case, we get $c_2^D \approx 0.08$, in good agreement with previous experimental data [22] and numerical simulations [12].

The static case and the Eulerian time probes follow the same behavior, with $c_2^S \approx 0.046$ and $c_2^T \approx 0.03$. The first value is in good agreement with the recent estimate of the intermittency coefficient $c_2^{E,3D} = 0.049$ of a numerical 3D Eulerian velocity field [20]. Note that $c_2^{E,3D}$ is significantly larger than the value $c_2^E \approx 0.025$ computed for longitudinal velocity increments, to which one should compare the estimate of the intermittency coefficient c_2^T of the time variations of the Eulerian longitudinal velocity component. As a technical but important point, we stress that the values of c_2 reported here are not computed from a linear regression fit in the $C_2(\tau)$ curves (due to the narrowness of the inertial range) but as a result of the multifractal description of the entire range of scales, dissipative domain included, as detailed in [22].

We thus conclude that the static and Eulerian intermit- tences in time have identical statistics to, respectively, 3D and 1D Eulerian fields, while the true dynamic (Lagrangian) case is clearly different and more intermit- tent. This is confirmed in Fig. 3 where the more familiar

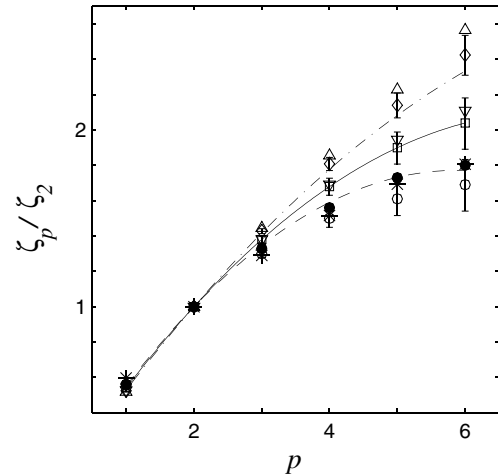


FIG. 3. Structure function exponent ζ_p/ζ_2 vs p as computed for the static case (\square), the dynamic (\circ) case, and the Eulerian time probes (\diamond). Also shown for comparison are the exponents obtained for Lagrangian velocity experiments (\bullet) [15], 3D Eulerian velocity fluctuations obtained by DNS (∇) [20], experimental 1D Eulerian longitudinal velocity increments (\triangle) [4], and passive scalar increments ($*$) [29]. The solid, dash-dotted, and dashed lines correspond to the quadratic ζ_p spectra [Eq. (2)] with the parameter values ($c_1^S = 1/3$; $c_2^S = 0.046$), ($c_1^T = 0.3$; $c_2^T = 0.03$), and ($c_1^D = 1/2$; $c_2^D = 0.085$).

structure function exponents ζ_p are compared. Note that, in order to be able to compare Eulerian and Lagrangian data, all exponents are computed using the second-order structure function as a reference (extended self-similarity ansatz [27]) in order (i) to overcome the observed bending of the structure functions when plotted vs the time scale in a logarithmic representation [as already noticed in Fig. 2(a) for the first cumulant $C_1(\tau)$], and (ii) to give a clear picture of intermittency effects responsible for departure from a linear behavior (i.e., $\zeta_p^D \neq p/2$ and $\zeta_p^T, \zeta_p^S \neq p/3$). Thus, in this representation, each ζ_q spectrum must be compared to the monofractal Kolmogorov prediction $\zeta_p = p/2$. As the size of the statistical ensemble available is limited, we restrict ourselves to moments of order p up to 6. The values obtained are in agreement with a parabolic spectrum [Eq. (2)] when fixing the parameters c_1 and c_2 to the values previously estimated from the magnitude cumulants and autocorrelation functions. In Fig. 3, also shown for comparison, are the ζ_p spectra obtained for experimental Lagrangian velocity measurements, experimental Eulerian longitudinal increments, and the full 3D numerical Eulerian velocity multifractal analysis. Once again, the static and Eulerian time behavior are identical, respectively, to that of the 3D numerical Eulerian velocity [20] and to the traditional 1D longitudinal velocity increments [4]. But they are both less intermittent than observed for the dynamic case, i.e., for the Lagrangian velocity field. A detailed account of the relationship between Eulerian and Lagrangian intermitteces, in the framework originally proposed by Borgas [28], has been previously discussed in [22]. Finally, another quite noteworthy feature in Fig. 3 is that the exponents for the passive scalar increments are identical to that of the Lagrangian velocity statistics (within error bars).

To summarize our findings, we have observed that the statistics of particles advected in a frozen Eulerian field is, to some extent, similar to that of the time variations of the Eulerian velocity at fixed points in space. This is an ergodicity property of homogeneous, isotropic turbulence. The similarity of the static case and the full 3D Eulerian field could prove useful because local variations in time are way easier to measure than full spatial 3D flows. However, it is again absolutely necessary that the mean flow be truly absent, otherwise local time variations relate to spatial profiles, using Taylor's hypothesis [6,23]. Finally, the intermittency measured in the dynamics case is different, showing that true Lagrangian particles are sensitive to the global time evolution of the flow. One eventually expects that the large-scale dynamics is even more crucial in understanding mixing effects in real nonhomogeneous flows.

This work is supported by the French Ministère de la Recherche (ACI) and the Centre National de la Recherche Scientifique under GDR Turbulence. Numerical simulations are performed at CINES (France) using an IBM SP computer.

*Present address: Laboratoire de Physique Statistique, École Normale Supérieure, 24 rue Lhomond, F75005 Paris, France.

- [1] U. Frisch, *Turbulence* (Cambridge University Press, Cambridge, 1995).
- [2] A. Arnéodo *et al.*, *Europhys. Lett.* **34**, 411 (1996).
- [3] Z. S. She and E. Lévêque, *Phys. Rev. Lett.* **72**, 336 (1994).
- [4] Y. Malécot *et al.*, *Eur. Phys. J. B* **16**, 549 (2000); O. Chanal *et al.*, *Eur. Phys. J. B* **17**, 309 (2000).
- [5] B. Pearson and R. Antonia, *J. Fluid Mech.* **444**, 343 (2001).
- [6] J.-F. Pinton and R. Labbé, *J. Phys. II (France)* **4**, 1461 (1994).
- [7] H. Tennekes, *J. Fluid Mech.* **67**, 561 (1975).
- [8] J.M. Ottino, *The Kinematics of Mixing* (Cambridge University Press, Cambridge, 1989); A. Poje and G. Halle, *J. Phys. Oceanogr.* **29**, 1649 (1999); M. Campolo, F. Sbrizzai, and A. Soldati, *Chem. Eng. Sci.* **58**, 1615 (2003).
- [9] S.B. Pope, *Prog. Energy Combust. Sci.* **11**, 119 (1985); F. Thirifay and G. Winckelmans, *J. Turbulence* **3**, 59 (2002).
- [10] R. A. Shaw and S. P. Oncley, *Atmospheric Research* **5960**, 77 (2001); G. Falkovich, A. Fouxon, and M. G. Stepanov, *Nature (London)* **419**, 151 (2002).
- [11] P.K. Yeung and S.B. Pope, *J. Fluid Mech.* **207**, 531 (1989); P.K. Yeung, *J. Fluid Mech.* **427**, 241 (2001); T. Gotoh and D. Fukayama, *Phys. Rev. Lett.* **86**, 3775 (2001).
- [12] L. Biferale *et al.*, *Phys. Rev. Lett.* **93**, 064502 (2004); *Phys. Fluids* **17**, 021701 (2005).
- [13] G. A. Voth, K. Satyanarayan, and E. Bodenschatz, *Phys. Fluids* **10**, 2268 (1998); A. La Porta *et al.*, *Nature (London)* **409**, 1017 (2001); G. A. Voth *et al.*, *J. Fluid Mech.* **469**, 121 (2002).
- [14] S. Ott and J. Mann, *J. Fluid Mech.* **422**, 207 (2000).
- [15] N. Mordant *et al.*, *Phys. Rev. Lett.* **87**, 214501 (2001); N. Mordant, E. Lévêque, and J.-F. Pinton, *New J. Phys.* **6**, 105 (2004).
- [16] N. Mordant *et al.*, *Phys. Rev. Lett.* **89**, 254502 (2002); *J. Stat. Phys.* **113**, 701 (2003).
- [17] B. Sawford, *Annu. Rev. Fluid Mech.* **33**, 289 (2001).
- [18] A.M. Reynolds, *Phys. Fluids* **15**, L1 (2003).
- [19] A. K. Aringazin and M. I. Mazhitov, *Phys. Rev. E* **69**, 026305 (2004).
- [20] P. Kestener and A. Arnéodo, *Phys. Rev. Lett.* **93**, 044501 (2004).
- [21] E. Lévêque and C. R. Koudella, *Phys. Rev. Lett.* **86**, 4033 (2001).
- [22] L. Chevillard *et al.*, *Phys. Rev. Lett.* **91**, 214502 (2003).
- [23] H. Tennekes and J.L. Lumley, *A First Course in Turbulence* (MIT Press, Cambridge, 1972).
- [24] T. Gotoh *et al.*, *Phys. Fluids A* **5**, 2846 (1993).
- [25] M. A. I. Khan and J. C. Vassilicos, *Phys. Fluids* **16**, 216 (2004).
- [26] J. Delour, J.-F. Muzy, and A. Arnéodo, *Eur. Phys. J. B* **23**, 243 (2001).
- [27] R. Benzi *et al.*, *Europhys. Lett.* **24**, 275 (1993).
- [28] M. S. Borgas, *Phil. Trans. R. Soc. A* **432**, 379 (1993).
- [29] G. Ruiz-Chavarria, C. Baudet, and S. Ciliberto, *Europhys. Lett.* **32**, 319 (1995); S. Chen and N. Cao, *Phys. Rev. Lett.* **78**, 3459 (1997).