



HAL
open science

Detailed Jarzynski Equality applied on a Logically Irreversible Procedure

Antoine Bérut, Artyom Petrosyan, Sergio Ciliberto

► **To cite this version:**

Antoine Bérut, Artyom Petrosyan, Sergio Ciliberto. Detailed Jarzynski Equality applied on a Logically Irreversible Procedure. 2013. ensl-00789722v2

HAL Id: ensl-00789722

<https://ens-lyon.hal.science/ensl-00789722v2>

Preprint submitted on 28 Apr 2013 (v2), last revised 1 Jun 2014 (v3)

HAL is a multi-disciplinary open access archive for the deposit and dissemination of scientific research documents, whether they are published or not. The documents may come from teaching and research institutions in France or abroad, or from public or private research centers.

L'archive ouverte pluridisciplinaire **HAL**, est destinée au dépôt et à la diffusion de documents scientifiques de niveau recherche, publiés ou non, émanant des établissements d'enseignement et de recherche français ou étrangers, des laboratoires publics ou privés.

Detailed Jarzynski Equality applied to a Logically Irreversible Procedure

A. Bérut, A. Petrosyan, S. Ciliberto

Laboratoire de Physique ENS Lyon (CNRS UMR5672), 46, allée d'Italie F69007 Lyon, France

(Dated: April 28, 2013)

A single bit memory system is made with a brownian particle held by an optical tweezer in a double-well potential and the work necessary to erase the memory is measured. We show that the minimum of this work is close to the Landauer's bound only for very slow erasure procedure. Instead a detailed Jarzynski equality allows us to retrieve the Landauer's bound independently on the speed of this erasure procedure. For the two separated subprocesses, i.e. the transition from state 1 to state 0 and the transition from state 0 to state 0, the Jarzynski equality does not hold but the generalized version links the work done on the system to the probability that it returns to its initial state under the time-reversed procedure.

PACS numbers: 05.40.-a, 05.70.-a, 05.70.Ln, 89.70.Cf

The connection between thermodynamics and information is nowadays a widely studied problem [1–5]. The main questions concern the amount of energy necessary in order to perform a logical operation in a given time and how the information entropy is related to the free energy difference between the initial and final state of this logical operation. In this context the Landauer's principle [6] is very important as it states that for any irreversible logical operation the minimum amount of entropy production is $-k_B \ln(2)$ per bit commuted by the logical operation, with k_B the Boltzmann constant. Specifically a logically irreversible operation is an operation for which the knowledge of the output does not allow to retrieve the initial state, examples are logical AND, OR and erasure. In a recent paper [8] we have experimentally shown that indeed the minimum amount of work necessary to erase a bit is actually associated with this Landauer's bound which can be asymptotically reached for adiabatic transformations. The question that arises naturally is whether this work corresponds to the free energy difference between the initial and final state of the system. To answer to this question it seems natural to use the Jarzynski equality [7] which allows one to compute the free energy difference between two states of a system, in contact with a heat bath at temperature T . When such a system is driven from an equilibrium state A to a state B through any continuous procedure, the Jarzynski equality links the stochastic work W_{st} received by the system during the procedure to the free energy difference $\Delta F = F_B - F_A$ between the two states:

$$\langle e^{-\beta W_{st}} \rangle = e^{-\beta \Delta F} \quad (1)$$

Where $\langle \cdot \rangle$ denotes the ensemble average over all possible trajectories, and $\beta = \frac{1}{k_B T}$ (see eq. 2 for the precise definition of the work W_{st}).

In this letter we analyze the question of the application of eq. 1 for estimating the ΔF corresponding to the erasure operation in our experiment, in which a colloidal particle confined in a double well potential is used as a single bit memory. We will show that a detailed

Jarzynski Equality is verified, retrieving the Landauer limit independently of the work done on the system.

The setup has already been described in a previous article [8] and we recall here only the main features.

A custom-built vertical optical tweezers is used to realize a two-state system: a silica bead (radius $R = 1\mu m$) is trapped at the focus of a laser beam (wavelength $1024nm$) which is rapidly switched (at a rate of $10kHz$) between two positions (separated by $1.45\mu m$) using an acousto-optic deflector. A disk-shaped cell ($18mm$ in diameter, $1mm$ in depth) is filled with a solution of beads dispersed in bidistilled water at low concentration. The bead used for the experiment is trapped by the laser and moved into the center of the cell (with gap $\sim 80\mu m$) to avoid all interactions with other beads. The trapped bead feels a double-well potential with a central barrier varying from $2k_B T$ to more than $8k_B T$ depending on the power of the laser (see figure 1, **a** and **b**). The left well is called "0" and the right well "1". The position of the bead is tracked using a fast camera with a resolution of $108nm$ per pixel, which after treatment gives the position with a precision greater than $10nm$. The trajectories of the bead are sampled at $502Hz$.

The logical operation performed by our experiment is the erasure procedure. This procedure brings the system initially in one random state (0 or 1 with same probability) in one chosen state (e.g. 0). It is done experimentally in the following way.

At the beginning the laser power is high ($48mW$) so that the central barrier is more than $8k_B T$ and the characteristic jumping time (Kramers Time) is about $3000s$, which is long compared to the time of the experiment, and the bead is trapped in one well-defined state (0 or 1). The laser power is first lowered (in a time $T_{lowering} = 1s$) to $15mW$ so that the barrier is about $2.2k_B T$ and the jumping time falls to $10s$. A viscous drag force linear in time is induced by displacing the cell with respect to the laser using a closed-loop 3-axis NanoMax stage. The force is given by $f = -\gamma v$ where $\gamma = 6\pi R\eta$ (η is the vis-

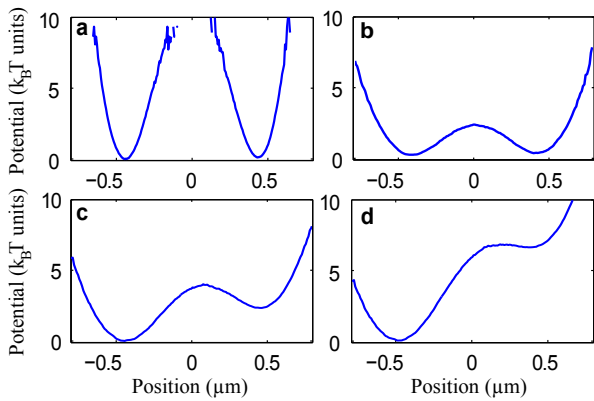


FIG. 1: Measurement of the potential in which the silica bead is confined, with no external force for two different laser powers (a: 48mW and b: 15mW), and extrapolation for low power with two different values of the force (c: $1 \times 10^{-14}N$ and d: $3 \times 10^{-14}N$). The potential is computed from the equilibrium probability density function of the bead's position.

cosity of water) and v the speed of displacement. It tilts the double-well potential so that the bead ends always in the same well (e.g. state 0) independently of where it started. At the end, the force is stopped and the central barrier is raised again to its maximal value (in a time $T_{rising} = 1s$). Between two successive procedures the system is left to equilibrate for 4 s. The experimental procedure is sketched in figure 2. A procedure is fully characterized by its duration τ and the maximum value of the force applied f_{max} . Its efficiency is characterized by the ‘‘proportion of success’’ P_S , which is the proportion of trajectories where the bead ends in the chosen well (e.g. 0), independently of where it started.

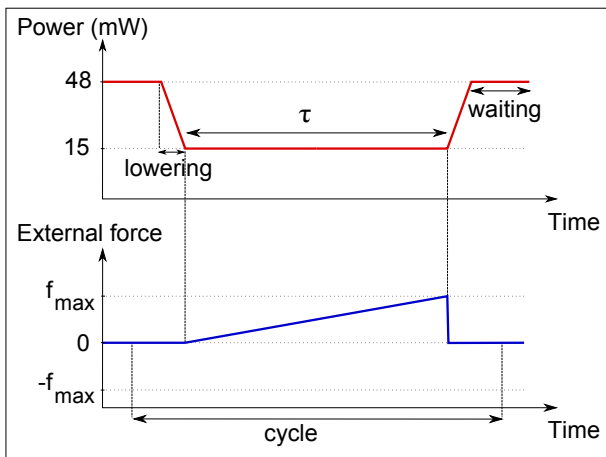


FIG. 2: Schematic representation of the erasure procedure.

The ideal erasure procedure is a logically irreversible operation because the final state gives no information

about the initial state. For one bit of memory [6], it corresponds to a change in the entropy of the system $\Delta S = -k_B \ln(2)$. The procedure can arbitrarily be decomposed in two kinds of sub-procedures: one where the bead starts in one well and ends in the other (e.g. $1 \rightarrow 0$) and one where the bead is initially in the same well where it should be at the end of the procedure (e.g. $0 \rightarrow 0$).

The two accessible quantities are $x(t)$, which is measured, and $f(t)$ which is imposed by the displacement of the cell. The derivatives are estimated using the discretization $\dot{x}(t + \Delta t/2) \approx [x(t + \Delta t) - x(t)]/\Delta t$. Starting from these quantities it is possible to measure the stochastic work W_{st} done during the erasure procedure.

For a colloidal particle confined to one spatial dimension and submitted to a conservative potential $V(x, \lambda)$, where $\lambda = \lambda(t)$ is a time-dependent external parameter, one can define the stochastic work received by the system along a single trajectory [5]:

$$W_{st}[x(t')] = \int_0^{t'} \frac{\partial V}{\partial \lambda} \dot{\lambda} dt \quad (2)$$

Here the potential is $V(x, t) = U_0(x, I(t)) - x \times f(t)$, where U_0 is due to the optical trapping and $I(t)$ is the intensity of the laser (see figure 1). If the bead does not jump from one well to the other during the modulation of the height of the barrier this part of the procedure does not contribute to the work received by the bead. Then the work can be computed only when the external force is applied (between $t = 0$ and $t = \tau$). The force is directly the control parameter, and considering that $f(t = 0) = 0 = f(t = \tau)$, it follows that the stochastic work is equal to the classical work W :

$$W_{st}[x(\tau)] = \int_0^\tau -x \dot{f} dt = \int_0^\tau f \dot{x} dt = W[x(\tau)] \quad (3)$$

The two integrals have been calculated for all the trajectories of all the procedures tested. Amongst all of them, the maximal difference $|W_{st} - W|$ observed was of $0.06k_B T$, which is negligible.

We now analyse the results of our experiments. For every chosen duration τ , the maximal force f_{max} was set to different values (typically between 1 and $6 \times 10^{-14}N$). For each set of parameters (τ, f_{max}), the procedure was repeated several hundreds of times to be able to compute statistical values. For each τ , the value of f_{max} is optimized in order to be as small as possible and give a proportion of success $P_S > 90\%$.

The trajectories where the information is erased, i.e. the ones where the bead ends where it was supposed to be (e.g. in state 0), are selected. The mean of the work received $\langle W \rangle_{\rightarrow 0}$ and the logarithm of the mean of its exponential $-\ln(\langle e^{-\beta W} \rangle_{\rightarrow 0})$ are calculated, where $\langle \cdot \rangle_{\rightarrow 0}$ stands for the mean on all the trajectories ending in 0. We call the value $-\ln(\langle e^{-\beta W} \rangle_{\rightarrow 0})$ the effective free energy difference ΔF_{eff} . The error bars

on this value are estimated by computing the mean on the data set with 10% of the points randomly excluded, and taking the maximal difference in the mean value observed by repeating this operation 1000 times. The results are shown in figure 3. The mean work $\langle W \rangle_{\rightarrow 0}$ decreases when the duration of the procedure increases. For the optimized values of the force, it follows a law $\langle W(\tau) \rangle_{\rightarrow 0} = k_B T \ln(2) + B/\tau$ where B is a constant, which is the behavior for the theoretical optimal procedure [9]. A least mean square fit gives $B = 8.45 k_B T.s$. The effective free energy difference ΔF_{eff} is always close to the Landauer limit $k_B T \ln(2)$, independently of the value of the maximal force or the procedure duration.

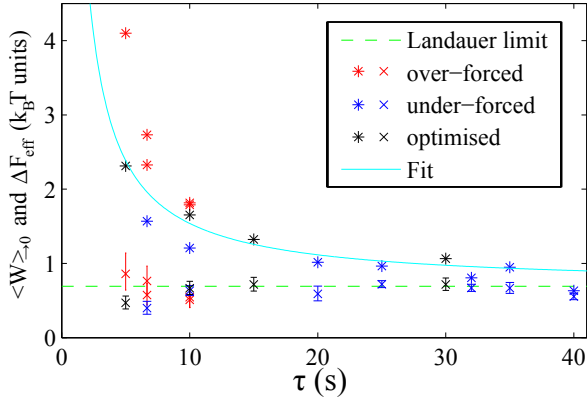


FIG. 3: Mean of the work (*) and effective free energy difference (x) for different procedures. The over-forced procedures (red) have a proportion of success $P_S \sim 95\%$, the optimized procedures (black) have $P_S > 91\%$, the under-forced procedures have $P_S > 83\%$ (except the last point, that has $P_S \approx 75\%$). The fit (blue line) is: $\langle W(\tau) \rangle_{\rightarrow 0} = k_B T \ln(2) + B/\tau$ with B a constant.

The mean of the exponential can be computed on the sub-procedures by sorting trajectories in function of the initial position of the bead. Specifically :

$$\langle e^{-\beta W} \rangle_{\rightarrow 0} = \frac{M_{10} + M_{00}}{2} \quad (4)$$

where :

$$M_{10} = \langle e^{-\beta W} \rangle_{1 \rightarrow 0} \quad \text{and} \quad M_{00} = \langle e^{-\beta W} \rangle_{0 \rightarrow 0} \quad (5)$$

The values M_{10} and M_{00} are plotted in fig. 4. The sum $M_{10} + M_{00}$ is always close to 1, which corresponds to the fact that ΔF_{eff} is close to $k_B T \ln(2)$, but M_{00} decreases with τ whereas M_{10} increases consequently.

These results can be understood in the following way: Since the memory erasure procedure is made in a cyclic way and $\Delta S = -k_B \ln(2)$ it is natural to await $\Delta F = k_B T \ln(2)$. But the ΔF that appears in the Jarsynski equality is the difference between the free energy

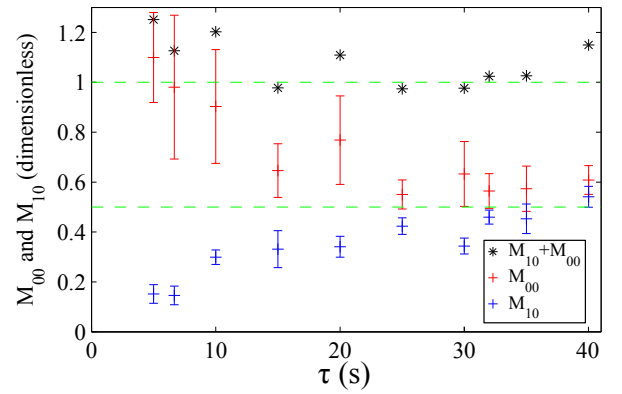


FIG. 4: Mean of the exponential of the work, for the sub-procedures $1 \rightarrow 0$ (blue) and $0 \rightarrow 0$ (red). For readability questions, only one value is shown for each τ : it corresponds to the procedure with the highest proportion of success P_S .

of the system in the initial state (which is at equilibrium) and the equilibrium state corresponding to the final value of the control parameter: $F(\lambda(\tau)) - F(\lambda(0))$. Since the height of the barrier is always finite there is no change in the equilibrium free energy of the system between the beginning and the end of the procedure. Then $\Delta F = 0$, which implies $\langle e^{-\beta W_{st}} \rangle = 1$. Nevertheless Vaikuntanathan and Jarzynski [10] have shown that when there is a difference between the actual state of the system (described by the phase-space density ρ_t), and the equilibrium state (described by ρ_t^{eq}), the Jarzynski equality should be modified:

$$\langle e^{-\beta W_{st}(t)} \rangle_{(x,t)} = \frac{\rho^{eq}(x, \lambda(t))}{\rho(x, t)} e^{-\beta \Delta F(t)} \quad (6)$$

Where $\langle \cdot \rangle_{(x,t)}$ is the mean on all the trajectories that pass through x at t .

In our procedure, the selection of the trajectories where the information is actually erased, corresponds to fix x to the chosen final well (e.g. state 0) at the time $t = \tau$. It follows that $\rho(0, \tau)$ is directly P_S , the proportion of success of the procedure, and $\rho^{eq}(0, \lambda(\tau)) = 1/2$. Then:

$$\langle e^{-\beta W(\tau)} \rangle_{\rightarrow 0} = \frac{1/2}{P_S} \quad (7)$$

Similarly for the trajectories that end the procedure in the wrong well (e.g. state 1) we have:

$$\langle e^{-\beta W(\tau)} \rangle_{\rightarrow 1} = \frac{1/2}{1 - P_S} \quad (8)$$

Taking into account the Jensen's inequality, i.e. $\langle e^{-x} \rangle \geq e^{-\langle x \rangle}$, we find that equations 7 and 8 imply:

$$\begin{aligned} \langle W \rangle_{\rightarrow 0} &\geq k_B T [\ln(2) + \ln(P_S)] \\ \langle W \rangle_{\rightarrow 1} &\geq k_B T [\ln(2) + \ln(1 - P_S)] \end{aligned} \quad (9)$$

Notice that the mean work dissipated to realize the procedure is simply:

$$\langle W \rangle = P_S \times \langle W \rangle_{\rightarrow 0} + (1 - P_S) \times \langle W \rangle_{\rightarrow 1} \quad (10)$$

where $\langle \cdot \rangle$ is the mean on all trajectories. Then using the previous inequalities it follows:

$$\langle W \rangle \geq k_B T [\ln(2) + P_S \ln(P_S) + (1 - P_S) \ln(1 - P_S)] \quad (11)$$

which is indeed the generalization of the Landauer's limit for $P_S < 1$. In the ideal case where $P_S = 1$, all the trajectories end in state 0 at time τ , and finally:

$$\langle e^{-\beta W} \rangle = \langle e^{-\beta W} \rangle_{\rightarrow 0} = 1/2. \quad (12)$$

Since this result remains approximatively verified for proportions of success close enough to 100%, it explains why in the experiment we find $\Delta F_{eff} \approx k_B T \ln(2)$.

To understand the evolution of M_{10} and M_{00} , we need to consider the subprocedures $1 \rightarrow 0$ and $0 \rightarrow 0$ separately. In this case the Jarzynski equality does not hold because the initial conditions are not correctly tested (selecting trajectories by their initial condition introduces a bias in the initial equilibrium distribution). But Kawai and coworkers [11] have shown that for a partition of the phase-space into non-overlapping subsets χ_j ($j = 1, \dots, K$) there is a detailed Jarzynski Equality :

$$\langle e^{-\beta W} \rangle_j = \frac{\tilde{\rho}_j}{\rho_j} \langle e^{-\beta W} \rangle = \frac{\tilde{\rho}_j}{\rho_j} e^{-\beta \Delta F_{eff}} \quad (13)$$

with:

$$\rho_j = \int_{\chi_j} \rho(t_a) dx dp \quad \text{and} \quad \tilde{\rho}_j = \int_{\tilde{\chi}_j} \tilde{\rho}(t_a) dx dp \quad (14)$$

where $\rho(t_a)$ and $\tilde{\rho}(t_a)$ are the phase-space densities of the system measured at the same intermediate but otherwise arbitrary point in time, in the forward and backward protocol, respectively. Here, there are only two subsets $j = \{00, 10\}$, defined by the position where the bead starts. By taking $t_a = 0$ the starting point of the procedure, we have $\rho_{00} = 1/2 = \rho_{10}$, and $\tilde{\rho}_{00}$ (resp. $\tilde{\rho}_{10}$) identifies with the probability \tilde{P}_{00} (resp. \tilde{P}_{01}) that the system returns into its initial state, i.e. state 0 (resp. state 1), under the time-reversed procedure. Since $e^{-\beta \Delta F_{eff}} = 1/2$ it follows from eq. 13 and the definition in eq. 5 that:

$$M_{10} = \tilde{P}_{01} \quad \text{and} \quad M_{00} = \tilde{P}_{00} \quad (15)$$

This result is similar to the one reported in ref. [12, 13] for procedures with feedback. It should be noticed that here $\tilde{P}_{01} + \tilde{P}_{00} = 1$. It is reasonable to think that for time-reversed procedures (that always start in state 0) the probability of returning to state 1 is small for fast procedures and increases by increasing the duration τ , which

explains qualitatively the behavior of M_{00} and M_{10} observed experimentally. To be more quantitative one has to measure \tilde{P}_{01} and \tilde{P}_{00} , but the time-reversed procedure cannot be realized experimentally, because it starts with a very fast rising of the force, which cannot be reached in our experiment.

Thus, in order to verify eq. 15, we performed a numerical simulation, where it is possible to realize the corresponding time-reversed procedure and to compute \tilde{P}_{01} and \tilde{P}_{00} . Our experimental system can be described by the over-damped Langevin equation:

$$\gamma \dot{x} = -\frac{\partial V}{\partial x} + \xi \quad (16)$$

where ξ is a gaussian white noise with zero mean and correlation $\langle \xi(t) \xi(t') \rangle = 2\gamma k_B T \delta(t - t')$.

Simple numerical simulations were made by integrating this equation with Euler method, for a set of procedures as close as possible to the experimental ones. Some results are showed in the following table:

τ (s)	f_{max} ($10^{-14}N$)	M_{10}	\tilde{P}_{01}	M_{00}	\tilde{P}_{00}	success (%)
5	3.77	0.19	0.19	0.84	0.81	97
10	2.83	0.30	0.30	0.73	0.70	96.5
20	1.89	0.45	0.41	0.63	0.59	94
30	1.89	0.45	0.44	0.60	0.56	94.5

The agreement between M_{10} (resp. M_{00}) and \tilde{P}_{01} (resp. \tilde{P}_{00}) is quantitative, and we also retrieve the fact that $M_{10} + M_{00}$ is always close to 1 for any set of parameters with reasonable success rate, as in the experiments. It was also verified that for proportions of success $< 100\%$, if one takes all the trajectories, and not only the ones where the bead ends in the state 0, the classical Jarzynski equality is verified: $\langle e^{-\beta W_{st}} \rangle = 1$ (for these specific simulations, $T_{lowering}$ and T_{rising} were taken equal to 0.1s to avoid problems when the bead jumps during this phase of the procedure). This result means that the small fraction of trajectories (sometimes $< 1\%$) where the bead ends the erasure procedure where it shouldn't is enough to retrieve the fact that $\Delta F = 0$.

As a conclusion, it has been experimentally shown that for a memory erasure procedure of a one bit system, which is a logically irreversible operation, a detailed Jarzynski equality allows us to retrieve the Landauer's bound for the work done on the system independently on the speed in which the memory erasure procedure is performed. Furthermore we show that the division of the procedure into two sub-procedures is useful in order to link the work done on the system to the probability that the memory returns to its initial state under the time-reversed procedure. These results are important because they clarify the use of the Jarzynski equality in irreversible operations.

ACKNOWLEDGEMENTS

We thank David Lacoste, Krzysztof Gawedzki, Luca Peliti and Christian Van den Broeck for very useful and interesting discussions. This work has been partially supported by ESF network "Exploring the Physics of Small Devices"

-
- [1] C. H. Bennett. *Int. J. Theor. Phys.* **21**, 905-940 (1982).
 [2] K. Maruyama, F. Nori and V. Vedral. *Rev. Mod. Phys.* **81**, 1-23 (2009).
 [3] C. Van den Broeck. *Nature Phys.* **6**, 937-938 (2010).
 [4] M. Bauer, D. Abreu and U. Seifert. *J. Phys. A: Math. Theor.* **45**, 162001 (2012).
 [5] U. Seifert. *Rep. Prog. Phys.* **75**, 126001 (2012).
 [6] R. Landauer, *IBM J. Res. Develop.* **5**, 183-191 (1961).
 [7] C. Jarzynski, *Phys. Rev. Lett.* **78**, 2690-2693 (1997).
 [8] A. Bérut, A. Arakelyan, A. Petrosyan, S. Ciliberto, R. Dillenschneider, and E. Lutz. *Nature* **483**, 187-189 (2012).
 [9] E. Aurell, K. Gawedzki, C. Mejía-Monasterio, R. Mohayae, and P. Muratore-Ginanneschi. *J. Stat. Phys.* **147**, 487-505 (2012).
 [10] S. Vaikuntanathan and C. Jarzynski, *Euro. Phys. Lett.*, **87**, 60005 (2009)
 [11] R. Kawai, J. M. R. Parrondo, and C. Van den Broeck. *Phys. Rev. Lett.* **98**, 080602 (2007).
 [12] T. Sagawa, M. Ueda. *Phys. Rev. Lett.* **104**, 090602 (2010).
 [13] S. Toyabe, T. Sagawa, M. Ueda, E. Muneyuki and M. Sano. *Nature Phys.* **6**, 988-992 (2010).